



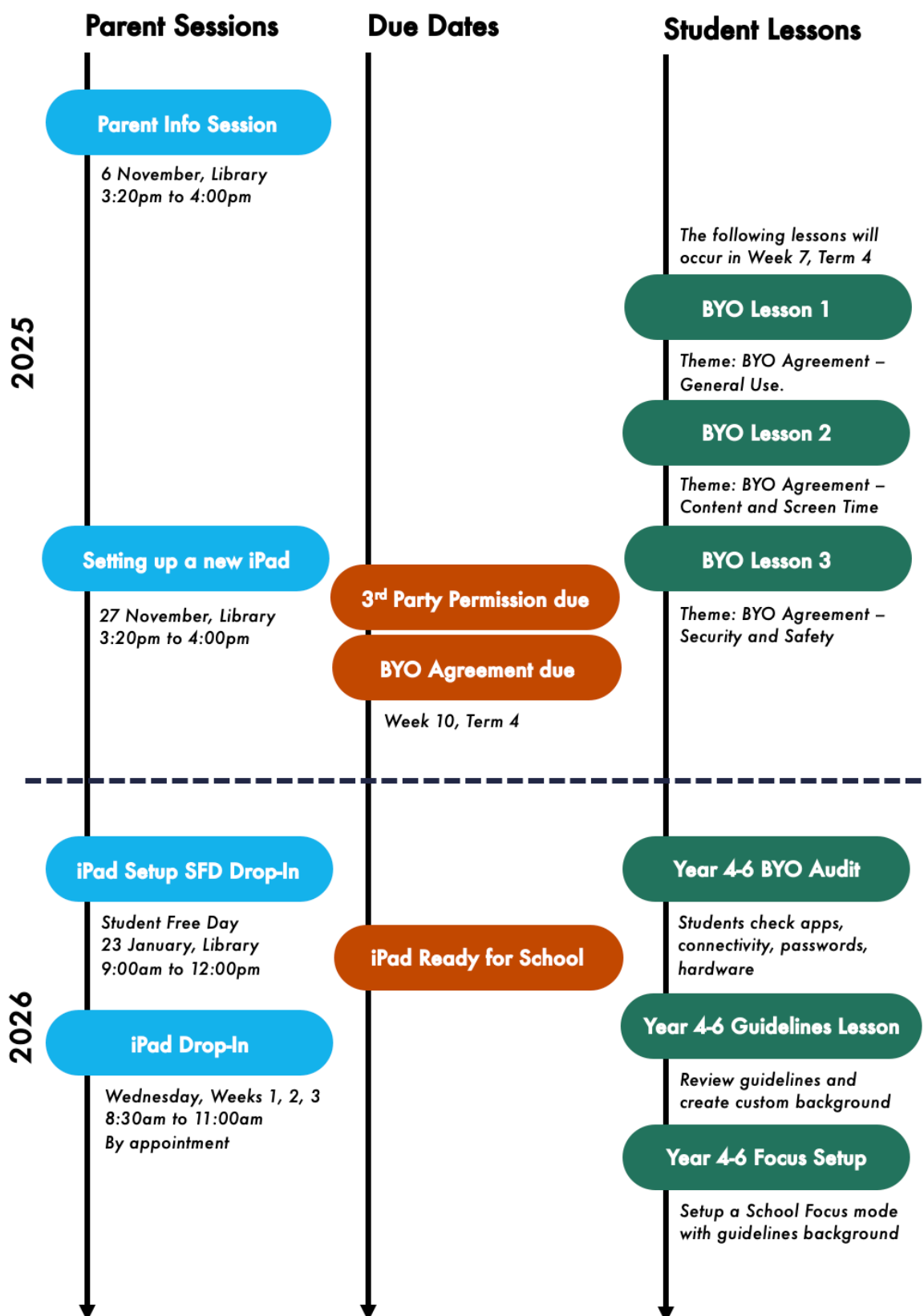
BYO iPad Program

Information Handbook

2026

Years 4 - 6

Timeline of Activities



Program Overview and Benefits

Foreword

This handbook has been compiled to provide a ready source of information for parents, carers and students regarding the Oakleigh State School Bring Your Own (BYO) iPad Program. Both students and parents/carers should read this document fully. Please note, this handbook is subject to change.

School Vision

Empowering our community of learners to create a legacy which redefines our world.

Oakleigh iPad Pledge

Oakleigh School pledges to:

- Focus on using digital technologies to **enhance** and **enable** the learning process where it is most appropriate.
- Ensure that digital technologies are used only for **learning**
- Leverage digital technologies to enhance **innovation, critical thinking, creativity** and **collaboration**
- Provide an engaging, practical curriculum that utilises **coding** and **robotics**
- Incorporate flexible and creative **indoor and outdoor learning environments** that foster deep learning and a connection to **place**
- Ensure **balance** in the use of technology. Technology is most powerful when it is part of intentionally designed learning that combines a deep curriculum knowledge with appropriate pedagogical intent. Important to us is the need to offer **technology free time** during which students are encouraged to engage in other activities appropriate to the learning and social development.
- Provide Explicit teaching of **digital literacies**. The knowledge and confidence to navigate and use technologies safely whilst developing digital literacy is a responsibility shared between parents, school, staff and students. The **Digital Literacy General Capability** in the Australian Curriculum provides five interrelated elements which support students to prepare to participate in their preferred futures.
- Embrace the **Equity and Excellence State School Strategy** and strive to ensure that we aim towards fulfilling the ***Digital Innovation in Teaching and Learning System Initiative***.

History of Digital Technologies at Oakleigh State School

The BYO iPad program at Oakleigh State School has resulted from a journey of strategic decision making combined with knowledge of worldwide educational research and trends.

The school has an excellent record of use with technology. In 2016 and 2018, Oakleigh State School was included in the Educator Magazine's Innovative Schools' list. This list recognises schools in Australia which have 'introduced an innovative edge in everything they do, from pedagogy to technology and all aspects of K-12 education.' (Educator Magazine, September 2016, 2018). Our school's inclusion in this list includes recognition for our early adoption of the Digital Technologies Curriculum. Known as a national leader in this space, members of Oakleigh's leadership and teaching team are regularly asked to speak to other educators and schools about our school's successes with Digital Technologies.



Benefits of the iPad

- Access knowledge and information through the plethora of content and creation apps to support student learning
- Access to a wealth of information on the Internet when they need it through wireless connectivity
- Access to rich media including digital stories, images and video
- Increased productivity through quick loading of apps and quick response of the iPad
- The operating system of the iPad is exceptionally reliable, ensuring maximum up-time
- Provides simple yet sophisticated text, audio and video- based communication facilities for collaboration with peers, teachers and experts in a local, national or global context
- Ability to personalise learning and provide work targeted at the correct level for students
- Allows for work to be completed independently and collaboratively

iPad Specifications and Implementation

Allowed Devices

Currently the only device allowed in our Oakleigh State School's BYO iPad Program is the Apple iPad.

Year Levels

The only year levels involved in our BYOD program in 2024 are Years 4-6. All students in these year levels are given the opportunity to bring along an iPad to support and enable their learning. In exceptional circumstances, and for the purpose of differentiation, students who are not in Year 4-6 may work with school staff to join the BYO iPad program.

Minimum Device Requirements

Oakleigh State School understands that every one of our families may not have financial access to an iPad . Therefore, we allow students to use any iPad that can utilise the latest operating system (iPadOS 18) and support the installation of the most recent applications. Please be aware that iPads will require the latest version of iPadOS each year and you will need to factor this into the purchase of a device.

Recommended iPad Models:

Standard iPad Models	iPad Air Models	iPad Pro Models
iPad 10 th Generation iPad 11 th Generation	iPad Air 4 th Generation iPad Air 5 th Generation iPad Air M2	iPad Pro 11 inch (all generations) iPad Pro 12.9 inch (3 rd generation and later)

If you are buying a brand-new iPad for 2026, our current recommendation, as of November 2025, is:

- iPad 11th Generation
- Stylus
- Keyboard case



Recommended Peripheral Devices

- Headphones: Ensure they are a comfortable fit for your child. Wireless earbuds or headphones are good for movement and flexibility, but require regular charging. Be aware that the 10th Generation iPad does not have a headphone jack.
- Stylus: we recommend the use of a stylus with the iPad. There are many options in this space, with some students using an Apple Pencil and others choosing a third-party device. We have received positive reports on both. Please see the Apple website for Apple Pencil device compatibility. You may also choose another compatible stylus. This choice is at parent discretion.
- Keyboard: the use of a keyboard case is beneficial for some students in the BYO iPad Program. This choice is at parent discretion.

Equity and Access

Oakleigh State School understands that the BYO iPad Program may be a financial burden on some families. As part of its responsibilities, the school will have some devices available which will provide student access to the technology; however, these devices may be shared with other students and will not be permitted to go home with students.

We also encourage parents to discuss their individual circumstances with us.

Technical Support

As part of the Oakleigh State School BYO program, we offer a limited technical support program that assists with:

- Setting up your device in the beginning weeks of school
- Signing into the Intune Company Portal app
- Setting up Apple ID, Family Sharing and Screen Time.

Due to the device being owned by the family, all other technical support and warranty issues will need to be sourced by the student's family from an external source.

Accidental Theft and Damage

All devices are monitored by teachers at school and rules are in place to prevent foreseeable problems and damage. However, from time to time, accidents may occur. If damage is caused by deliberate or careless actions of a student (owner or others), the costs of repair may be passed onto those involved and necessary behaviour consequences may apply. The decision around the responsibility for repair costs is at the discretion of the Principal.



Digital Safety and Wellbeing

Oakleigh's accredited status as an eSmart School means that we are a member of a community of schools where the positives of technology are embraced whilst ensuring that systems and processes are embedded to ensure that students feel safe and supported in an online context. We encourage the balanced use of the iPad in and out of school and provide regular support to families and students.

Digital Citizenship

Students should actively shape their online presence, acting as responsible digital citizens. When interacting with others in a digital space, they have the responsibility to be aware of any and all guidelines and also build a positive online reputation. This involves thoughtful self-presentation and respectful interaction with others. They should keep in mind that their online actions leave a lasting record that can be easily found. Their behaviour in digital spaces should align with common social norms, just as it would in a classroom or a larger community. It's important for parents to help their children grasp this responsibility, and our school's Responsible Behaviour Plan reinforces these expectations with guidelines and consequences.

Cybersafety

If a student believes they have received a virus, spam (unsolicited email), or they have received a message or other online content that is inappropriate or makes them feel uncomfortable, they must inform their teacher, parent or caregiver as soon as is possible.

Students must never initiate or knowingly forward emails, or other online content, containing:

- a message sent to them in confidence
- a computer virus or attachment that is capable of damaging the recipients' computer
- chain letters or hoax emails
- spam (such as unsolicited advertising).

Students must never send, post or publish:

- inappropriate or unlawful content which is offensive, abusive or discriminatory
- threats, bullying or harassment of another person
- sexually explicit or sexually suggestive content or correspondence
- false or defamatory information about a person or organisation.

Parents, caregivers and students are encouraged to read the department's [Cybersafety and Cyberbullying guide for parents and caregivers](#).



Screen Time and Focus

Families are encouraged to utilise Apple iPad built-in features to ensure a balanced use of the device. Sessions are provided by the school and teachers on these features. More information is available below:

Feature	Benefits	More information
Screen Time	Screen Time lets you know how much time you and your kids spend on apps, websites and more. This way, you can make more informed decisions about how you use your devices, and set limits if you'd like to.	https://support.apple.com/en-au/HT208982
Focus	Setting a <i>School</i> focus, reduces distractions from Messages, notifications and other apps.	https://support.apple.com/en-au/HT212608

Privacy and Confidentiality

Students must not use another student or staff member's username or password to access the school network or another student's device, including not trespassing in another person's files, email or accessing unauthorised network drives or systems.

Additionally, students should not divulge personal information via the internet or email to unknown entities or for reasons other than to fulfil the educational program requirements of the school. It is important that students do not publish or disclose the email address of a staff member or students without that person's explicit permission.

Students should also not reveal personal information including names, addresses, photographs, credit card details or telephone numbers of themselves or others. They should ensure that privacy and confidentiality is always maintained.

Web Filtering

The internet has become a powerful tool for teaching and learning; however, students need to be careful and vigilant regarding some web content. At all times, whilst using ICT facilities and devices, students will be required to act in accordance with the requirements of the Oakleigh SS Code of Conduct for Students and the BYO Student Participation Agreement. To help protect students (and staff) from malicious web activity and inappropriate websites, the school operates within the Education Queensland's *Managed Internet Environment*. Any device connected to the internet through the school network will have the appropriate levels of filtering applied. Teachers will always exercise their duty of care but aligned with our Digital Citizenship approach, is the expectation that students will take responsibility for their own actions.

The personally-owned devices are also encouraged to visit the Australian Communications and Media Authority's CyberSmart website for resources and practical advice to help young people safely enjoy the online world.

Monitoring and Reporting

Students should be aware that all use of internet and online communication services can be audited and traced back to the account of the user. All material on the device is subject to audit by authorised school staff. If at any stage there is a police request the school may be required to provide the authorities with access to the device and personal holdings associated with its use.



BYO iPad Program Policy and Procedures

Access to our Internet and Network

All students in the BYO iPad Program are expected to adhere to the guidelines within the Student Participation Agreement which is signed at the beginning of each year for all students in the program. This is attached at the end of this document.

Student and Parent Responsibilities

Students and their families have a range of responsibilities related to appropriate behaviour when using technology. Students and their parents should:

- understand the responsibility and behaviour requirements (as outlined by the school) that come with accessing the department's ICT network facilities
- ensure they have the skills to report and discontinue access to harmful information if presented via the internet or email
- be aware that:
 - access to ICT facilities and devices provides valuable learning experiences for students and supports the school's teaching and learning programs
 - the school is not responsible for safeguarding information stored by students on departmentally owned student computers or mobile devices
 - schools may remotely access departmentally-owned student computers or mobile devices for management purposes
 - students who use a school's ICT facilities and devices in a manner that is not appropriate may be subject to disciplinary action by the school, which could include restricting network access
 - despite internal departmental controls to manage content on the internet, illegal, dangerous or offensive information may be accessed or accidentally displayed

Acceptable Use by a Student

It is acceptable for students at Oakleigh State School to use iPads and network infrastructure for:

- assigned class work and assignments set by teachers
- developing appropriate literacy, communication and information skills
- authoring text, artwork, audio and visual material for publication on the intranet or internet for educational purposes as supervised and approved by the school
- conducting general research for school activities and projects
- communicating or collaborating with other students, teachers, or experts in relation to schoolwork
- accessing online references such as dictionaries, encyclopedias, etc.
- researching and learning through the department's eLearning environment

Students should:

- switch off and place the iPad out of sight during classes, before and after school, and during lunch breaks unless the device is being used in a teacher directed activity to enhance learning
- seek teacher's approval where they wish to use their iPad under special circumstances
- only use their personal mobile device for private use (e.g. communicating with own parent/carer) after school and in accordance with the Student Code of Conduct.



Unacceptable Use by a Student

It is unacceptable for students to:

- use their iPad or other devices in an unlawful manner
- use their iPad in technology-free designated spaces or times
- download, distribute or publish offensive messages or pictures
- use obscene, inflammatory, racist, discriminatory or derogatory language
- use language and/or threats of violence that may amount to bullying and/or harassment, or even stalking
- insult, harass or attack others or use obscene or abusive language
- deliberately waste printing and internet resources
- damage computers, printers or network equipment
- commit plagiarism or violate copyright laws
- ignore teacher directions for the use of social media, online email and internet chat
- send chain letters or spam email (junk mail)
- knowingly download viruses or any other programs capable of breaching the department's network security
- use iPad or iPhone cameras anywhere a normal camera would be considered inappropriate, such as in change rooms or toilets
- use an iPad to cheat during exams or assessments
- view or respond to messages received from family or friends during school hours (this includes messages received through digital watches)
- invade someone's privacy by recording personal conversations or daily activities and/or the further distribution (e.g. forwarding, texting, uploading, Bluetooth use etc.) of such material.
- Take photos or video of others without first asking their permission.

Consequences of unacceptable/inappropriate use/behaviour by a student

As with any inappropriate or unacceptable behaviour at Oakleigh State School, the Student Code of Conduct stipulates the guidelines for action following such behaviour.

It is important for students, parents and staff to know that state school principals have the authority to take disciplinary action to address student behaviours that occur outside of school hours or school grounds. This includes cyberbullying and other online behaviours that adversely affect, or that are likely to adversely affect, the good order and management of the school. Parents and students who have concerns about online incidents occurring during school holidays should immediately seek assistance through the [Office of the e-Safety Commissioner](#) or the Queensland Police Service.

Necessary Apps

Each privately owned iPad in the BYO program will require necessary apps to be installed at the cost of the parent. The cost of paid apps will be kept to approximately \$20 for the beginning of the year in Year 4. We also recommend the use of Apple's Family Sharing to ensure that apps need only be purchased once for a whole family's use.

Use of Email

While at Oakleigh State School, students have access to a Department of Education and Employment email account, which they can access from home and school for the purposes of learning. This *Managed Internet*



Service email traffic is monitored for inappropriate use, content and language. Formal email use begins in Year 5 at Oakleigh State School unless determined by a teacher to be needed for learning purposes before this.

Third Party Websites and Apps

Oakleigh SS will utilise third party web-based service providers to aid students' learning. For your child to use these services, their teacher will need to register them as a user. Registering with these providers requires student personal information to be disclosed to the provider of the service. Registration may include disclosing the following information about your student:

Student Name (First Name ONLY) or unique Departmental identifier

Year group

Class Teacher and

Student Education Queensland email address

Upon entering Year 4, parents will be asked to provide permission for their child to be registered within some third-party sites. A list will be supplied and parents will be asked to complete a consent form which includes extensive information and links related to how the websites collect information and where this information is stored. If there are queries around the storage of student's information, we would encourage you to contact the Principal. Please note that, given the significant opportunities that these services provide, the school will contact you to discuss your reasons should you not consent or fail to provide a response.



BYO iPad Program FAQs

Q: Why only allow iPads and no other mobile devices or laptops?

A: At this stage in our learning journey, we believe in a consistent approach to ensure best productivity with regard to maximising student outcomes. In providing technical support to both parents and students, it is also preferable to be managing one type of device. Our preferred device at this time is the iPad.

Q: What will happen if there are students who do not bring along a device during the BYO years?

A: We will continue to offer shared devices across these three year levels. These devices must be booked and accessed on a planned basis. They will not be permitted to go home with students. We also encourage parents to discuss their individual circumstances with us where needed.

Q: How much of the day will the iPads be used? Will the students still be using pencil and paper as well as handwriting?

A: We still see a need for students to use pencil and paper and to practice handwriting. Additionally, we have discovered that a balance of technology and traditional methods is essential to support teaching and learning at Oakleigh State School. iPads will be used between 20-50% of the school day. This may vary from day to day and from student to student.

Q: Will the iPads be managed at home or at school e.g., loading apps, updating the device?

A: The iPads will be mainly managed at home, but technical support is available from school if the need arises.

Q: I feel like my children know more than me about the use of technology. What can you do to support us as parents?

A: We offer a range of support to our families. We would also highly recommend the use of Apple's Screen Time to empower you as a parent to manage device time.

Q: What about parents who are keen to be involved in the program but cannot afford to purchase the device?

A: We investigated the options associated with leasing or renting devices to parents but are unable to offer this option. Please approach the principal if genuine financial hardship is restricting your ability to provide your child with a device.

Q: Will I be expected to purchase a brand-new iPad and do I have to purchase from a particular store?

A: No, you can choose to use an iPad that you already own or purchase a used iPad. You may visit any store of your choice to make purchases.

Q: Can my child bring a cellular enabled iPad without the SIM?

A: Yes. The reason we do not want external controlled Internet access is that by students going through our school wireless, they are also going through Education Queensland's Internet filters, helping protect our students from accessing inappropriate content.

Q: Is my child required to know our Apple ID and password?

A: There are several options for Apple ID management with one of them being Family Sharing. If this option is chosen, we would encourage you to support your child to know their password.



Q: Is there anything that I can do if my iPad is stolen outside of school?

A: The latest operating system has 'Find my iPhone' inbuilt and with this turned on, it is possible to find the whereabouts of the iPad when it is connected to the Internet.

Q: Should we purchase a case and a cover for the iPad and if so, which one should we buy?

A: Yes, you should purchase a case and even a waterproof cover e.g., wetsuit material, in case of drink spillage in your child's bag. There are many competitively priced cases and covers online or you can choose to purchase from a local store. We are requesting that the cover is one that 'closes' over the iPad with a front cover and we would ask that a keyboard is not attached (this is not a necessary addition) unless you know your own child would benefit from this.

Q: Do you allow the use of Messages on the personal iPads?

A: Students are not able to use Messages at school in any capacity. At home, we strongly recommend that the use of Messages is carefully implemented and supervised by parents, with Year 4 students not having access at all. It is not needed as a learning tool and we do not consider that these students are ready to interact in this online environment. Our work with them in Year 4 will provide education about the use of such tools.



Daily Use at School- Recommendations

A Typical Day

Students in the BYO iPad program should ensure that their iPad is ready to use for learning every day.

Night Before	<p>iPad is put on charge in a common family area – not in the bedroom.</p> <p>Any necessary updates to iOS or apps are completed.</p> <p>Devices must be transported to and from school in protective cases in student's backpacks. A waterproof sleeve is recommended to avoid the iPad getting wet. Drink bottles should be kept in a different compartment for further protection.</p>
Before school	<p>iPads stay out of sight in the child's bag.</p> <p>Devices are not permitted to be used on school grounds before or after school, without permission from a member of staff.</p> <p>If you have forgotten your iPad, it is broken or you know it is not working, visit the school technical officer before the bell.</p>
In the classroom	<p>Enter the classroom with iPad and needed equipment.</p> <p>Make sure you:</p> <ul style="list-style-type: none">• Close all tabs on Safari• Are connected to the school wireless network. If this is not working, see your teacher immediately and visit the school technical officer in the library.• Have your iPad set to a Focus mode that is beneficial to learning <p>Screens down/Apples up: When devices are in use and the teacher wishes to address the class, it is best for students to put their screens down so that the devices are not a distraction. The instruction to put screens down should be complied with promptly.</p>
Morning tea and lunch time	<p>iPads are kept in the classroom and are only to be used under explicit teacher instruction.</p> <p>If students are required to take their device to a lunchtime club, it is their responsibility to look after the device for the break and follow school rules around usage.</p>
After school	<p>Students may use their personal mobile device for private use (e.g. communicating with own parent/carer) after school and in accordance with the Student Code of Conduct.</p>

General Precautions

- It is recommended that food or drink should not be next to your iPad when in use
- Cords, cables, and removable storage must be inserted into, and removed from the iPad carefully
- Students should never carry their iPad while the screen is open, unless directed to do so by a teacher
- The iPad should never be left in a car or any unsupervised area
- Students are responsible for ensuring the battery is charged for school each day.



Transporting the iPad

A protective bag has sufficient padding to protect the equipment from normal treatment and provide a suitable means for carrying the iPad within the school. The guidelines below should be followed:

- The iPad should always be within a protective case when carried
- Some carrying cases can hold other objects, such as clipboard and exercise books but these must be kept to a minimum to avoid placing too much pressure and weight on the iPad screen
- It is recommended that students do not carry drink bottles of any kind in their backpack.

Screen Care

The screen can be damaged if subjected to rough treatment. They are particularly susceptible to damage from excessive pressure and can be costly to repair.

- Do not lean on the top of the iPad
- Do not place anything near the iPad that could put pressure on the screen
- Do not place anything in the carry case that will press against the cover
- Do not poke the screen
- Clean the screen with a soft, dry, or anti-static cloth.
- Always place your iPad on an elevated surface so that no one will stand or sit on it.

Damage at School

All devices are monitored by teachers at school and rules are in place to prevent foreseeable problems and damage however, from time to time, accidents may occur. If any damage is through the negligence of the school, the school will cover the cost of the repair. If damage is caused by deliberate or careless actions of a student (owner or others), the costs of repair will be passed onto those involved and necessary behaviour consequences may apply. The decision around the responsibility for repair costs is at the discretion of the principal.

Security and Insurance

While the BYO iPads will be securely stored during break times, parents are encouraged to seek personal insurance. Check with your preferred insurance company (or even the iPad reseller) about your personal insurance at home and, to and from school, for your iPad.

Occupational Health and Safety

Students are advised to consider the following advice when using their iPad.

- Not using the iPad for more than 2 hours in any session
- Working in an environment free from glare
- Using the iPad on a desk rather than on the lap whenever possible
- Changing the viewing angle to minimise the need to bend the neck
- Using a chair that maintains good posture.

Preventing Eye Strain

Eyestrain and headaches can be caused by the constant viewing of small objects on small screens, incorrect monitor position, or glare or reflection from lighting sources. The risk of eyestrain can be reduced by ensuring students:

- Work in environments free from glare or reflection



- Have adequate lighting
- Increase font size for comfortable viewing
- Position the iPad screen for comfortable viewing distance
- Take frequent rest breaks. (An old but valid idea is the 20/20 rules that states “every 20 minutes look at something about 6 metres away for 20 seconds”)
- Regularly blink to lubricate your eyes
- Adjusting the screen brightness, colours and/or contrasts can also assist in reducing eyestrain.

References

- Australian Standard AS 3590 screen –based workstations, workstation furniture and input devices
- Occupational Overuse Syndrome – Keyboard Operators: Reducing the Risk
- Workplace Health and Safety – <http://www.dir.qld.gov.au/workplace/index.htm>
- Using your device safely, Department of ED, Victoria
- Health and Safety in the Office – Department of Education, WA
- Officewise, Victoria Work Cover.





General Use

Read, think and tick

- 1 I will bring my personal iPad to school each day it is required. ☐
- 2 I will ensure the iPad is charged at the beginning of each school day. ☐
- 3 I will hold the iPad with two hands when carrying it and will walk with it all times. ☐
- 4 I will ensure my iPad is kept in my school bag on my trip to/from school. ☐
- 5 I will always put my iPad on a raised surface (a desk or a cabinet). ☐
- 6 I will keep food and drinks away from the iPad at school. ☐
- 7 I will immediately report any accidents or breakages to my parents and teachers. ☐
- 8 I understand that if any damage to a device is through negligence of the school, the school will cover the cost of repair. If damage is caused by deliberate or careless actions of a student (owner or others), the costs of repair will be passed onto those involved and necessary behaviour consequences may apply. The decision around the responsibility for repair costs is at the discretion of the Principal. ☐
- 9 I will setup a Focus mode for school time that reduces distractions and helps to keep me organised. ☐
- 10 I will ensure that my iPad has an easily identifiable and appropriate device name ☐
- 11 I will only use my iPad during class time and not before school, after school and at breaks unless I have been directed by a school staff member. ☐

Learning

Read, think and tick

- 1 I will use the iPad only to support my school learning program whilst at Oakleigh State School. ☐
- 2 I permit my teachers and parents to perform checks to monitor that I have not installed illegal/unsuitable software applications and content and to check the websites which I visit. I understand there will be consequences for inappropriate use including, but not limited to, loss of privilege of using the iPad. ☐
- 3 I am responsible to ensure my iPad and school work are backed up. ☐
- 4 I am responsible to ensure that my iPad has the correct apps installed and my learning documents are always accessible. ☐
- 5 I will not use AI (Artificial Intelligence) to complete classwork or assessment. I understand that I must have academic integrity and any plagiarised work may be penalised. ☐
- 6 I will check and verify AI-generated information (including Google summaries) before accepting it as true and using it in my work ☐



Safety and Security

Read, think and tick

- 1 I will only connect my iPad to Education Queensland's Managed Internet Service. I am not permitted to access cellular internet at school. ☐
- 2 I will only go to websites at school that support my learning activities. ☐
- 3 I will only use my school email account for mail related to my learning. ☐
- 4 I will demonstrate appropriate etiquette when using my iPad with regard to other people. This means being kind, positive and helpful. ☐
- 5 I will only take photos and record sound or video when granted permission by my teacher. If I am taking photos of other students or teachers, I will also need to gain their permission. ☐
- 6 The school name, crest or uniform will not be used in any way which would result in a negative impact for the school and its community. ☐
- 7 I will use my iPad lawfully and in accordance with the Student Code of Conduct for Oakleigh State School. ☐
- 8 For security reasons, I am not to share account names and passwords with anyone unless requested by Oakleigh State School when servicing my iPad. ☐
- 9 I will ensure I remember my passwords and login details and can recall these when needed. ☐
- 10 I will report to a trusted adult and/or seek help if I notice unhealthy, unkind or unsafe behaviour on iPads and the internet. ☐
- 11 I will not use Messages at any time while at school. ☐
- 12 I will monitor my screen time and endeavour to follow the National Guidelines for Screen time which limits screen time to 2 hours a day (not including learning) ☐
- 13 I will only Airdrop files to other students if my teacher has provided consent ☐

I understand if the above conditions are not followed, I will not be granted the authorisation to use my iPad at Oakleigh State School for a period of time. I understand that if I regularly breach the Student Participation Agreement, the authorisation to use my iPad at school would be removed for a longer period of time.

Student Name

Student Signature

Date:

Parent Name


Parent Signature

Date:

IPAD CLASS GUIDELINES



Empowering
our community of learners
to create a *legacy*
which *redefines* our world



Focus modes
help you learn
by reducing
distractions

Use a Focus mode when at school



iPads are not for
before or after
school and breaks

Use iPads only in class time



This includes
proxy details,
websites and apps

Know your login details




Avoid games
and messaging
apps you may
use at home

Stay on learning apps at school



Make smart choices
about what you
share and who you
share it with

Keep details and photos private



Transport it safely,
carry it carefully
and leave it on
raised surfaces

Look after your iPad carefully



Don't be a
bystander, help
others out

**Report unsafe or unhealthy
behaviour to a trusted adult**



Treat others the
way you would
like to be treated

**Engage with others online in a kind,
positive and helpful manner**



Keep your sedentary,
recreational screen
time to a minimum

**Maintain balanced use of your iPad
and monitor screen time**

IPAD 5 STEP PROCESS



Empowering
our community of learners
to create a *legacy*
which *redefines* our world



1

A reminder

You'll have a discussion with your teacher
and talk about the iPad Guidelines

2

Move in the classroom

You'll move places in the class so that the
teacher is able to see your iPad screen

3

A short time on *Classrooms*

At school, you will use the *Classrooms*
app to monitor iPad use

4

A longer time on *Classrooms*

Classrooms will be used for a
longer period of time

5

Use a school device

For a period of time, you'll have to use a
managed, school device for your learning